

Girls drop out rate in India – A worrisome scenario

Dr.JULIE

Gender discrimination has been persistent across globe and it is more ardent in terms of education. If the development of country is not engendered its is surely endangered. Furthermore, such discrimination is more striking in developing countries and fiercely rift among social groups High drop out rate of girls post lower primary education and more striking in high school in India made it imperative for New Education Policy (NEP) to fine focus on gender inclusive education policy. Unless the gender inclusiveness in education is taken care of development discourse will be underwhelmed. The present paper is an effort to understand why the need of inclusiveness in education in India. While gender equity in education is on one hand is an important concern social inclusiveness on basis of caste also needs attention. The present study is an effort to encapsulate equity and inclusiveness in education from gender and social group point of view.

The overall analysis of data records the drop out rate of girls to her male counterpart from primary to upper primary is higher across states of India. The all India average depicts 2.3% of girls drop at upper primary level against 1.6% boys . For high school the drop out of girls is 14.2% against 14.9% boys. Across states of India a high variation is recorded with state like Assam having girls drop out of 32.1% - being worst performer in India as against 29.1% of boys drop out. Kerala is the best performing state with the girls drop out rate of 4.9% as against 9.2% boys drop out rate. Whilst drop out percentage of schedule caste (SC) girls is 54% (average of 2001 to 2011, for which data is available) and that of schedule tribe (ST) girls is 63.31% (average of 2001 to 2011, for which data is available). Hence inclusiveness in education needs to be prioritized. .

Girls drop out rate in states of India

The girls drop out rate in transition from primary to upper primary and later in high school is serious concern as many states including Gujarat report high drop out of girls. The highest dropout is reported at Meghalaya with 7.7% of girls discontinues their schooling while they enter upper primary (Refer Table 1). Gujarat reports dropout of 5.5% is on the 4th worst state among states of India (Table 1).

Moreover, drop out of girls in high school is fierce with 14.2 drop out at India level and drop out in Gujarat records at 20.9%, and is on 5th worst state among states of India. The worst being Assam where 32.1% of girls drop out of education before entering high school (IX ,X)

Table :1 Girls drop out rate in states of India at Upper Primary and High School level (2020-2021)

Sates /UT	Upper Primary Level Rank (VI-VII)	High School Rank Level (IX-X)		
Andaman and Nicobar Islands	0.5	23	6.9	27
Andhra Pradesh	0.5	24	16.1	10
Arunachal Pradesh	7	2	11.7	18
Assam	3.2	12	32.1	1

International Journal of Research in Science advanced Technology and management studies (IJRSTMS)

ISSN: 2459-425X • Website: www.ijrstms.com

Bihar	3.4	9	19	7
Chandigarh	0	No dropout	1	34
Chhattisgarh	3.3	11	11.4	19
Dadra and Nagar Haveli and Daman and Diu	0	No dropout	17.7	9
Delhi	0	No dropout	7.7	24
Goa	0.7	21	5.2	29
Gujarat	5.5	4	20.9	5
Haryana	0		12.3	17
Himachal Pradesh	1.3	19	7.2	26
Jammu and Kashmir	4.1	7	4.4	31
Jharkhand	5.4	5	13.7	14
Karnataka	1.9	16	14.9	13
Kerala	0		4.9	30
Ladakh	1.2	20	1.1	33
Lakshadweep	0	No dropout	0	35
Madhya Pradesh	5.4	6	24.4	3
Maharashtra	1.6	17	11.2	20
Manipur	3.6	8	9.5	22
Meghalaya	7.7	1	27.1	2
Mizoram	3.4	10	17.9	8
Nagaland	2.8	13	23.3	4
Odisha	0	No dropout	15.4	12
Puducherry	0	No dropout	5.3	28
Punjab	0	No dropout	11.1	21
Rajasthan	2.8	14	8.8	23
Sikkim	0	No dropout	20.8	6
Tamil Nadu	0.6	22	4.1	32
Telangana	0	No dropout	13.4	15
Tripura	2.8	15	28.3	2
Uttar Pradesh	6.5	3	13	16
Uttarakhand	1.6	18	7.6	25
West Bengal	0	No dropout	15.7	11
India	2.3	-	14.2-	

Source : UDISE 2020-2021

Girls drop out Zone wise

Administratively India is divided into six zones viz Northern Zone, Central Zone, Eastern Zone, Western Zone, Southern Zone and North Eastern Zone.

The girls dropout zone wise when evaluated zone wise highest corresponding average is reported by

North Eastern Zone of 4.35 followed by Central zone of 4.2. (Refer Table 2)

Table : 2 Girls drop Corresponding Average and Ranks Zone wise -Upper Primary

Zones	Corresponding Average	Ranks
Northern Zone	1.17	5
Central Zone	4.2	2
Eastern Zone	1.76	4
Western Zone	1.95	3
Southern Zone	0.6	6
North Eastern Zone	4.35	1

Source : Calculated by author

While zone wise Upper Primary level girls drop out are evaluated in Northern Zone Jammu Kashmir reports highest dropout at of 4.1, In Central zone Uttar Pradesh reports 6.5% drop out of girls. In Eastern zone Jharkhand reports 5.4% girls dropout . In western zone Gujarat reports 5.5% of girls dropout . In Southern region Karnataka reports 1.9% drop out of girls and in North Eastern zone Meghalaya reports 7.7% drop out of girls (Refer Annexure 1)

Chart :1 Zone wise Girls drop out in Upper Primary – States specific

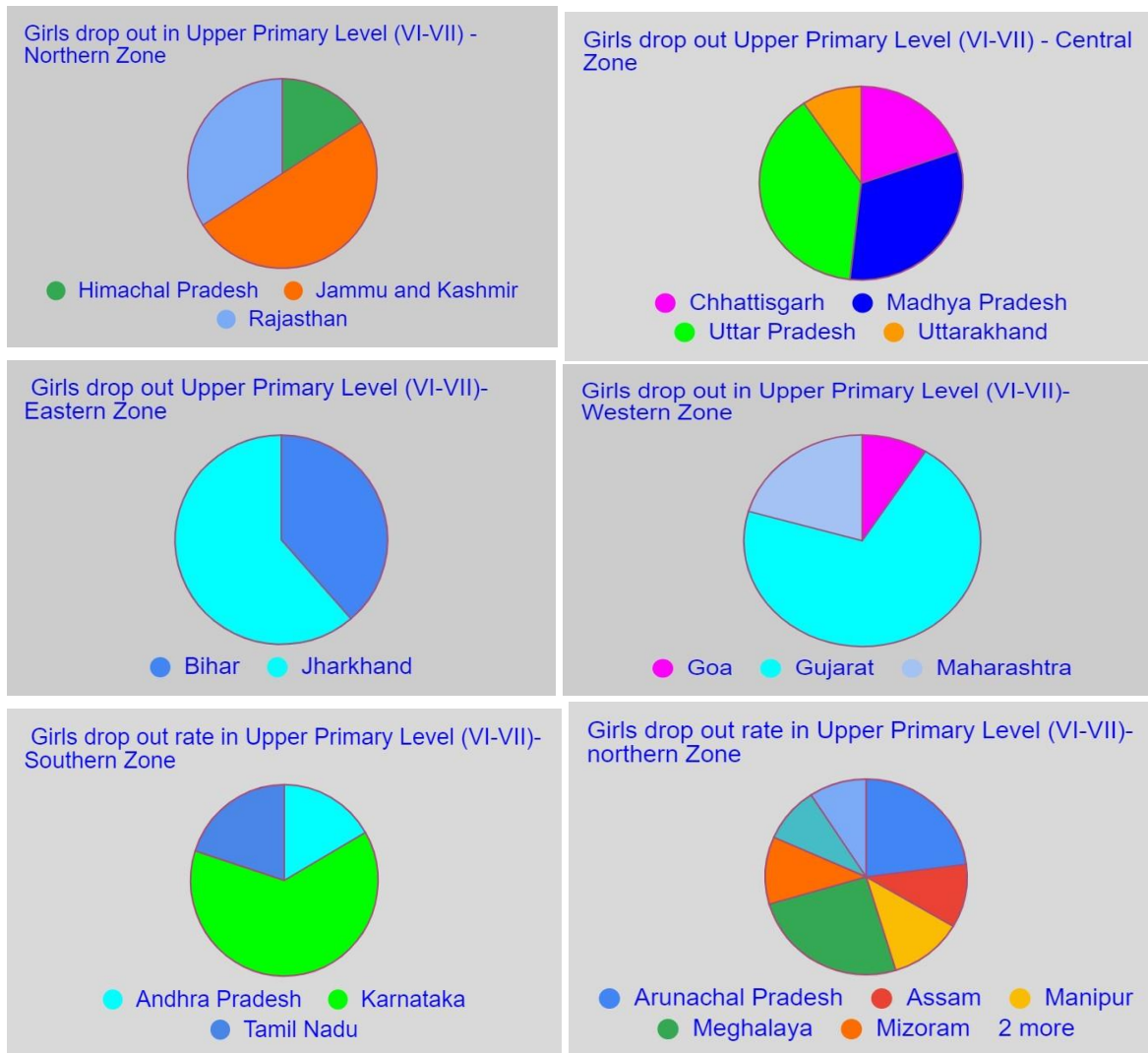


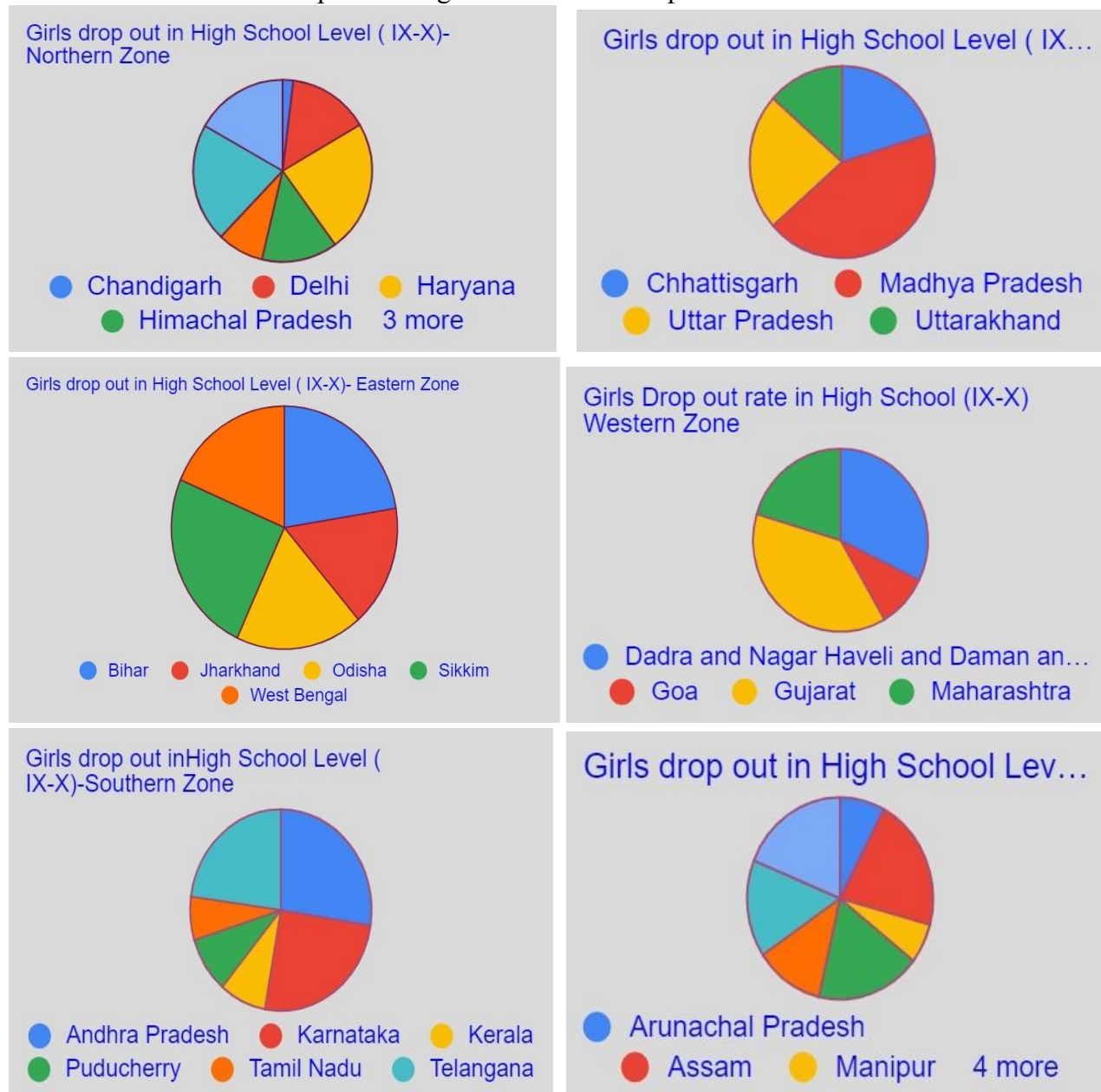
Table : 3 Girls drop Corresponding Average and Ranks Zone wise -High School

Zones	Corresponding Average	Ranks
Northern Zone	7.5	6
Central Zone	12.66	4
Eastern Zone	15.25	2
Western Zone	13.75	3
Southern Zone	9.78	5
North Eastern Zone	20.66	1

Calculated by author

Evaluating girls drop out rate in high school across states of India Zone wise, North eastern Zone here as well is the worst performer with Corresponding average drop out of 20.66% , Assam records highest drop out of 32.1% girls not attending high school. Whilst in Northern Zone Haryana records highest drop out of 12.3% , In Central zone MadhyaPradesh reports highest drop out girls 24.4%. In Eastern Zone Sikkim records highest drop out of 20.8% . In western Zone Gujarat reports highest drop out of girls student while they enter High school of 20.9%. In Southern zone AndhraPradesh is worst performing state with drop out of 16.1% and in North Eastern states Assam is the worst performer with 32.15% of girls drop out

Chart 2 Zone wise Girls drop out in High School – States specific



Girls drop out in Schedule Caste (SC) and Schedule tribes (ST)

The girls drop out in Schedule caste during the decade (2001-2011) is averaging to 54.1 % at primary and Upper Primary level while at high school level it is 68.8 % in India (The latest data available in this regards)

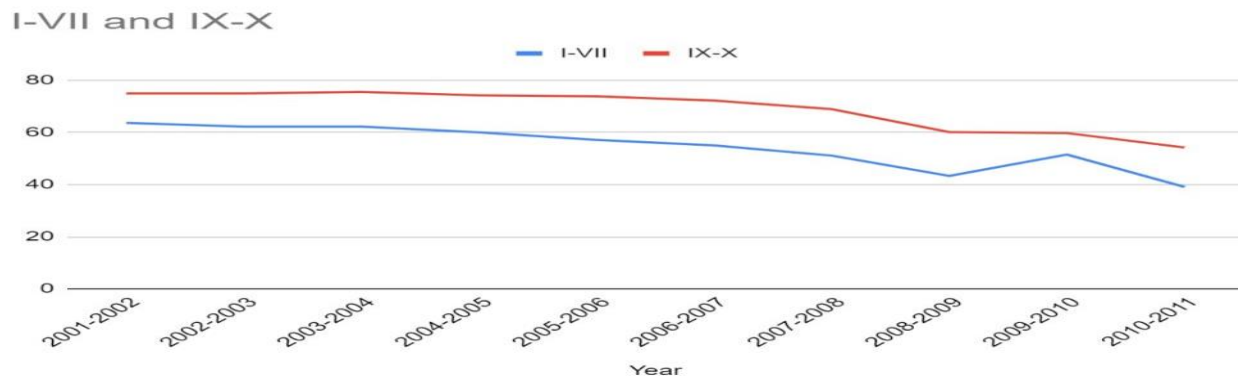
This worrisome scenario calls for instantaneous attention and hence inclusive education with equity has been the focus of the New Education policy . Unless the country provide equal and equitable platform for both the gender , holistic development remains far fetched dream. Nonetheless dropout rate has slowly reduced from 63.6% in 2001-2002 for standards I – VII to 54.51 in 2010-2011, still 54.51% of girls remains out of school and for high school 68.84% of girls remains out of school. Variety of reasons must have led to this situation . However, the scope of study is to unfold the status and not the cause. Some of the causes spelled in this regards in the Dang district of Gujarat being predominated with tribes is the dialect. While in few SC districts and in southern Gujarat is due to coeducation and no separate facility of washrooms.

Table : 4 Drop out in Schedule Caste Girls

Year	I-VII	IX-X
2001-2002	63.6	74.9
2002-2003	62.2	74.9
2003-2004	62.2	75.5
2004-2005	60.0	74.2
2005-2006	57.1	73.8
2006-2007	55.0	72.2
2007-2008	51.1	68.9
2008-2009	43.3	60.1
2009-2010	51.5	59.7
2010-2011	39.1	54.2
Average	54.51	68.84

Source: Ministry of Human Resource Development, Government of India, accessible at http://mhrd.gov.in/statist?field_statistics_category_tid=33

Chart :3 Drop out in SC girls



Girls drop out in ST as well in India during the decade (2001-2002 to 2010-2011), brings out stunning figure and that compelled educators to revitalize the policy and make it more gender and caste inclusive

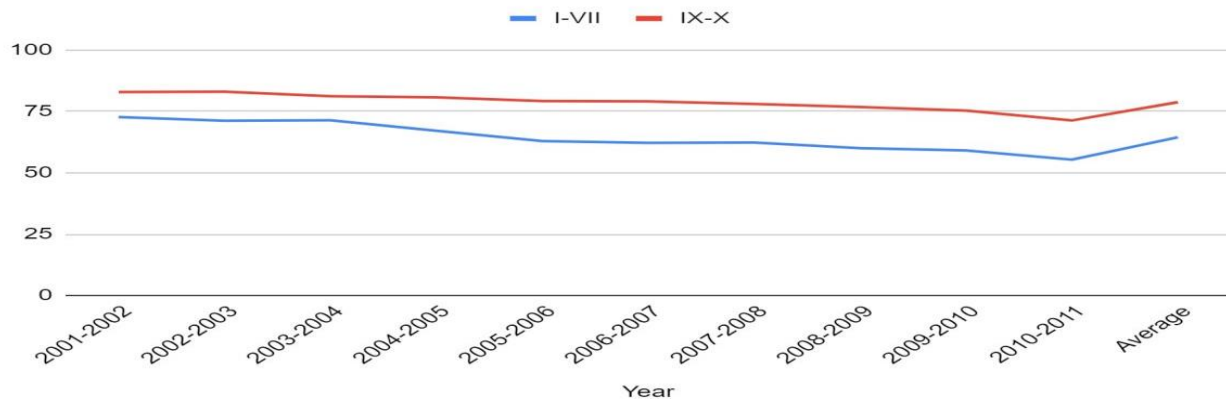
Table : 5 Drop out in Schedule Tribes Girls

Year	I-VII	IX-X
2001-2002	72.7	82.9
2002-2003	71.2	83.0
2003-2004	71.4	81.2
2004-2005	67.1	80.7
2005-2006	62.9	79.2
2006-2007	62.2	79.1
2007-2008	62.3	78.0
2008-2009	60.0	76.8
2009-2010	59.1	75.3
2010-2011	55.4	71.3
Average	64.43	78.75

Source: Ministry of Human Resource Development, Government of India, accessible at http://mhrd.gov.in/statist?field_statistics_category_tid=33

Chart : 4 Drop out in Schedule Tribes Girls

I-VII and IX-X



The NEP has clearly focused on equity in education and hence curb drop out – more specifically girls drops . The need to embraces that different student needs different resources and support to achieve goals. It may happen that a student with lesser exposure needs more attention than a student with more exposure. Thus engendering education withl extra care and share will have to be given to female/ girl student vis a vis her male counterpart to keep them in education. Here, idea is not of empower but to provide equitable environment to allow them to survive and succeed.

The policy has been sensitive towards gender – girls literacy and , enrollments and drop out . Also towards socially disadvantaged group - caste related drop outs. If due attention , equitable support and environment provided to both the gender such drop out can be curbed. Additionally, if disadvantaged groups where girls drop out is phenomenal needs special attention. Moreover SDG goals of education for all can be easily attained.

References

1. Pandit Ramesh,(2015,June) ‘ Drop out percentage of Schedule caste and Schedule tribe children in India : A decadal analysis up to secondary level’ Research Gate
2. Gour Bhupeshwari,(2016, January),’ Girls dropout rate in Rural Gujarat’, International Journal of scientific research.
- 3.
4. <https://firstindia.co.in/news/gujarat/Gujarat-worst-performer-among-states-with-high-school-dropout-rate>
5. https://www.academia.edu/37076480/Drop_out_Rate_among_Girls_in_everyday_Social_Setting_A_case_study_of_Four_Tribal_Communities_from_South_Gujarat_pdf
6. <https://www.hindustantimes.com/india-news/decline-in-drop-out-rates-among-schoolgirls-centre-101649128886350.html>
7. <https://timesofindia.indiatimes.com/home/education/news/dropout-rate-of-girls-after-class-x-still-worrisome/articleshow/88685751.cms>

8. <https://www.deccanherald.com/national/dropout-rate-among-girl-students-decreased-during-covid-govt-1097666.html>
9. <https://www.livemint.com/Opinion/iXWvKng7uU4L8vo5XbDn9I/The-high-dropout-rate-of-girls-in-India.html>
10. <https://www.orfonline.org/expert-speak/equitable-and-inclusive-vision-in-the-nep-2020/>
11. <https://timesofindia.indiatimes.com/blogs/voices/nep-2020-making-education-more-inclusive/>
12. <https://shikshan.org/nep-2020/higher-education-inclusion/>
13. https://www.education.gov.in/shikshakparv/docs/Anita_Julka.pdf
14. <https://www.learnqoch.com/implement-equity-inclusion-with-nep-2020/>

Annexures

Annexure 1 : Zone wise Girls drop out at Upper Primary Level

Northern Zone

States/UT	Girls drop out Upper Primary	Girls drop out High School
Chandigarh	0	1
Delhi	0	7.7
Haryana	0	12.3
Himachal Pradesh	1.3	7.2
Jammu and Kashmir	4.1	4.4
Punjab	0	11.1
Rajasthan	0.5	8.8
Corresponding Average	1.17	7.5

Source : UDISE 2020-2021

Central Zone

States/UT	Girls drop out Upper Primary	Girls drop out High School
Chhattisgarh	3.3	11.4
Madhya Pradesh	5.4	24.4
Uttar Pradesh	6.5	13
Uttarakhand	1.6	7.6

International Journal of Research in Science advanced Technology and management studies (IJRSTMS)

ISSN: 2459-425X • Website: www.ijrstms.com

Corresponding Average	4.2	14.1
-----------------------	-----	------

Source : UDISE 2020-2021

Eastern Zone

States/UT	Girls drop out Upper Primary	Girls drop out High School
Bihar	3.4	19
Jharkhand	5.4	13.7
Odisha	0	15.4
Sikkim	0	20.8
West Bengal	0	15.7
Corresponding Average	1.76	16.92

Source : UDISE 2020-2021

Western Zone

States/UT	Girls drop out Upper Primary	Girls drop out High School
Dadra and Nagar Haveli and Daman and Diu	0	17.7
Goa	0.7	5.2
Gujarat	5.5	20.9
Maharashtra	1.6	11.2
Corresponding Average	1.95	13.75

Source : UDISE 2020-2021

Southern Zone

States/UT	Girls drop out Upper Primary	Girls drop out High School
Andhra Pradesh	0.5	16.1
Karnataka	1.9	14.9
Kerala	0	4.9
Puducherry	0	5.3
Tamil Nadu	0.6	4.1
Telangana	0	13.4
Corresponding Average	0.6	9.78

International Journal of Research in Science advanced Technology and management studies (IJRSTMS)

ISSN: 2459-425X • Website: www.ijrstms.com

States/UT	Girls drop out Upper Primary	Girls drop out High School
Arunachal Pradesh	7	11.7
Assam	3.2	32.1
Manipur	3.6	9.5
Meghalaya	7.7	27.1
Mizoram	3.4	17.9
Nagaland	2.8	23.3
Tripura	2.8	28.3
Corresponding Average	4.35	20.27

Source : UDISE 2020-2021